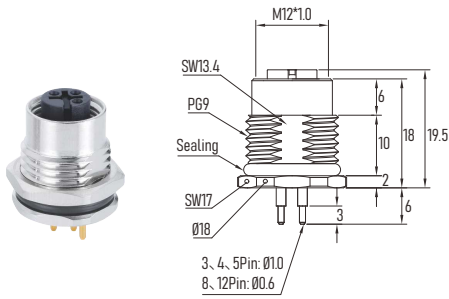
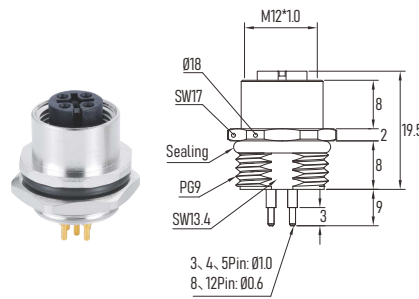


M12 A-Code female panel connector, front/ rear side fastening, PCB Contacts
M12 A-型 母头 板端连接器 前锁/ 后锁 PCB焊针型

Front Fastened 前锁

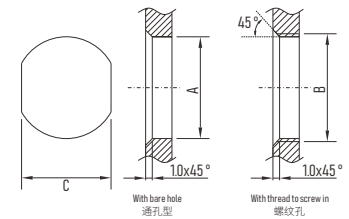


Rear Fastened 后锁



Recommended Panel Cut-out 面板开孔建议

Chassis side	PG9	M16	M20	1/2"-14NPT
A	15.3 ^{+0.1} ₋₀	16.1 ^{+0.1} ₋₀	20.1 ^{+0.1} ₋₀	21.4 ^{+0.1} ₋₀
B	PG9	M16x1.5	M20x1.5	1/2"-14NPT
C	13.5 ^{+0.1} ₋₀	13.6 ^{+0.1} ₋₀	N/A	N/A



Connector Technical data 技术参数

Contacts No.	Pin位/芯数	3Pin	4Pin	5Pin	8Pin	12Pin	17Pin
Front View	正视图						
Reference Standard	参照标准	IEC 61076-2-101					
Rated current	额定电流	4A			2A		1.5A
Rated voltage	额定电压	250V			60V	30V	
Impulse voltage	脉冲高压	2500V			1500V	800V	
Locking system	锁紧方式	M12 x 1.0 screw / M12 螺丝锁紧					
Tightening Torque	螺丝扭矩	Recommend/ 建议: 0.6Nm, Max/ 最大: 1.0Nm					
Termination	接线方式	Soldering / 焊接					
Rated temperature	温度范围	-25 °C ... +80 °C; -40 °C ... +105 °C					
Insulation resistance	绝缘电阻	≥100MΩ					
Contact resistance	接触电阻	≤5mΩ					
Contact carrier	胶芯材料	PA66 + GF					
Screw nut	螺丝材料	Brass, CNC, Nickel-plated 黄铜 镀镍 机加工					
Contact	Pin针端子	Phosphor bronze 磷青铜					
Contacts plating	端子镀层	Au (Gold) 镀金					
O-ring	密封圈	FKM/ Silicon 氟橡胶/硅胶					
Protection degree	防护等级	IP67, IP68					
Pollution degree	污染等级	3					

Ordering No. 订购料号

Poles 芯数	Panel Front Side Fastening 板前锁				Panel Rear Side Fastening 板后锁			
	PG9	M16x1.5	M20x1.5	1/2"-14NPT	PG9	M16x1.5	M20x1.5	1/2"-14NPT
3 Pin	MC03P2LPABP9	MC03P2LPAB16	MC03P2LPAB20	MC03P2LPAB14N	MC03P4LPABP9	MC03P4LPAB16	MC03P4LPAB20	MC03P4LPAB14N
4 Pin	MC04P2LPABP9	MC04P2LPAB16	MC04P2LPAB20	MC04P2LPAB14N	MC04P4LPABP9	MC04P4LPAB16	MC04P4LPAB20	MC04P4LPAB14N
5 Pin	MC05P2LPABP9	MC05P2LPAB16	MC05P2LPAB20	MC05P2LPAB14N	MC05P4LPABP9	MC05P4LPAB16	MC05P4LPAB20	MC05P4LPAB14N
8 Pin	MC08P2LPABP9	MC08P2LPAB16	MC08P2LPAB20	MC08P2LPAB14N	MC08P4LPABP9	MC08P4LPAB16	MC08P4LPAB20	MC08P4LPAB14N
12 Pin	MC12P2LPABP9	MC12P2LPAB16	MC12P2LPAB20	MC12P2LPAB14N	MC12P4LPABP9	MC12P4LPAB16	MC12P4LPAB20	MC12P4LPAB14N
17 Pin	MC17P2LPABP9	MC17P2LPAB16	MC17P2LPAB20	MC17P2LPAB14N	MC17P4LPABP9	MC17P4LPAB16	MC17P4LPAB20	MC17P4LPAB14N

PCB Layout Reference 孔位分布与钻孔建议

