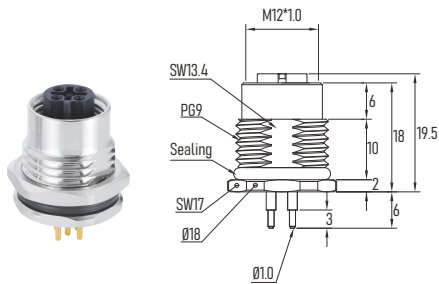


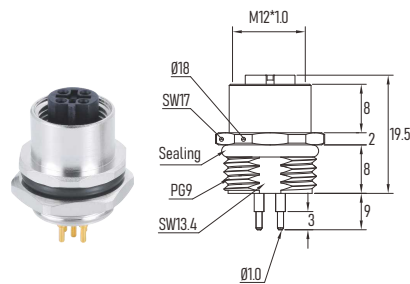
M12 B-Code female panel connector, front/ rear side fastening, PCB Contacts

M12 B-型 母头 板端连接器 前锁/ 后锁 PCB焊针型

Front Fastened 前锁

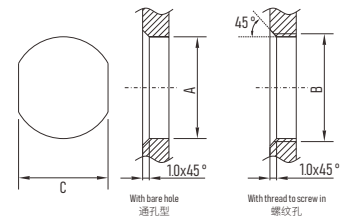


Rear Fastened 后锁



Recommended Panel Cut-out 面板开孔建议

Chassis side	PG9	M16	M20	1/2"-14NPT
A	15.3 ^{+0.1} ₋₀	16.1 ^{+0.1} ₋₀	20.1 ^{+0.1} ₋₀	21.4 ^{+0.1} ₋₀
B	PG9	M16x1.5	M20x1.5	1/2"-14NPT
C	13.5 ^{+0.1} ₋₀	13.6 ^{+0.1} ₋₀	N/A	N/A



Connector Technical data 技术参数

Contacts No.	Pin位/芯数	5Pin
Front View	正视图	
Reference Standard	参照标准	IEC 61076-2-101
Rated current	额定电流	4A
Rated voltage	额定电压	60V
Impulse voltage	脉冲高压	2500V
Locking system	锁紧方式	M12 x 1.0 screw / M12 螺丝锁紧
Tightening Torque	螺丝扭矩	Recommend/ 建议:0.6Nm, Max/ 最大:1.0Nm
Termination	接线方式	PCB Dip Soldering / PCB浸焊
Rated temperature	温度范围	-25 °C ... +80 °C; - 40 °C ... +105 °C
Insulation resistance	绝缘电阻	≥100MΩ
Contact resistance	接触电阻	≤5mΩ
Contact carrier	胶芯材料	PA66 + GF
Screw nut	螺丝材料	Brass, CNC, Nickel-plated 黄铜 镀镍 机加工
Contact	Pin针端子	Phosphor bronze 磷青铜
Contacts plating	端子镀层	Au (Gold) 镀金
O-ring	密封圈	FKM/ Silicon 氟橡胶/硅胶
Protection degree	防护等级	IP67, IP68
Pollution degree	污染等级	3

Ordering No. 订购料号

Poles 芯数	Panel Front Side Fastening 板前锁				Panel Rear Side Fastening 板后锁			
	PG9	M16x1.5	M20x1.5	1/2"-14NPT	PG9	M16x1.5	M20x1.5	1/2"-14NPT
5 Pin	MC05P2LPBBP9	MC05P2LPBB16	MC05P2LPBB20	MC05P2LPBB14N	MC05P4LPBBP9	MC05P4LPBB16	MC05P4LPBB20	MC05P4LPBB14N

PCB Layout Reference 孔位分布与钻孔建议

