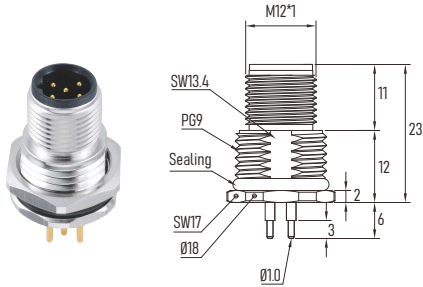
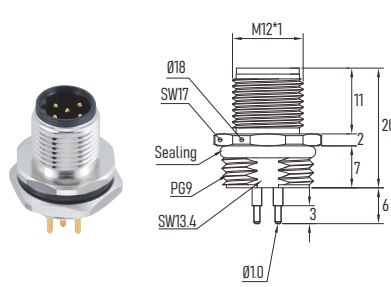


M12 B-Code male panel connector, front/ rear side fastening, PCB Contacts M12 B-型 公头 板端连接器 前锁/ 后锁 PCB焊针型

Front Fastened 前锁

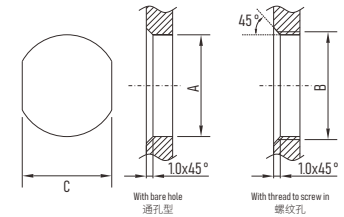


Rear Fastened 后锁



Recommended Panel Cut-out 面板开孔建议

Chassis side	PG9	M16	M20	1/2"-14NPT
A	15.3 ^{+0.1} ₋₀	16.1 ^{+0.1} ₋₀	20.1 ^{+0.1} ₋₀	21.4 ^{+0.1} ₋₀
B	PG9	M16x1.5	M20x1.5	1/2"-14NPT
C	13.5 ^{+0.1} ₋₀	13.6 ^{+0.1} ₋₀	N/A	N/A



Connector Technical data 技术参数

Contacts No. Pin位/芯数	5Pin	
Front View 正视图		
Reference Standard 参照标准	IEC 61076-2-101	
Rated current 额定电流	4A	
Rated voltage 额定电压	60V	
Impulse voltage 脉冲高压	2500V	
Locking system 锁紧方式	M12 x 1.0 screw / M12 螺丝锁紧	
Tightening Torque 螺丝扭矩	Recommend/ 建议:0.6Nm, Max/ 最大:1.0Nm	
Termination 接线方式	PCB Dip Soldering / PCB浸焊	
Rated temperature 温度范围	-25 °C ... +80 °C; - 40 °C ... +105 °C	
Insulation resistance 绝缘电阻	≥100MΩ	
Contact resistance 接触电阻	≤5mΩ	
Contact carrier 胶芯材料	PA66 + GF	
Screw nut 螺丝材料	Brass, CNC, Nickel-plated 黄铜 镀镍 机加工	
Contact Pin针端子	Brass 黄铜	
Contacts plating 端子镀层	Au (Gold) 镀金	
O-ring 密封圈	FKM/ Silicon 氟橡胶/硅胶	
Protection degree 防护等级	IP67, IP68	
Pollution degree 污染等级	3	

Ordering No. 订购料号

Poles 芯数	Panel Front Side Fastening 板前锁				Panel Rear Side Fastening 板后锁			
	PG9	M16x1.5	M20x1.5	1/2"-14NPT	PG9	M16x1.5	M20x1.5	1/2"-14NPT
5 Pin	MC05P1LPBBP9	MC05P1LPBB16	MC05P1LPBB20	MC05P1LPBB14N	MC05P3LPBBP9	MC05P3LPBB16	MC05P3LPBB20	MC05P3LPBB14N

PCB Layout Reference 孔位分布与钻孔建议

