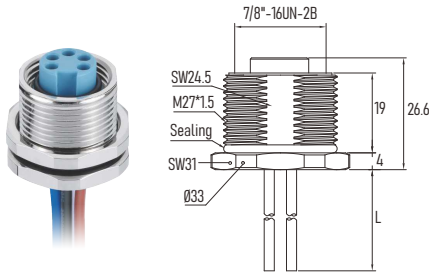
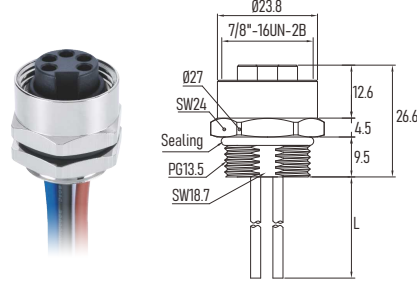


7/8" Mini-Change female panel connector, front/ rear mount, with single wires  
7/8" Mini 母头 板端连接器 前锁/ 后锁 预接电子线

Front Fastened 前锁

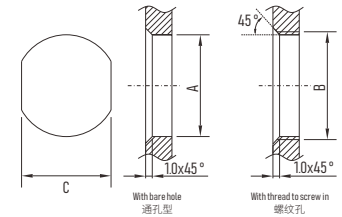


Rear Fastened 后锁



Recommended Panel Cut-out 面板开孔建议

Chassis side	7/8"-16UN-2B	PG13.5	1/2" 14-NPT
A	27.2 $^{+0.1}_{-0}$	20.6 $^{+0.1}_{-0}$	21.4 $^{+0.1}_{-0}$
B	7/8"-16UN-2B	PG13.5	1/2" 14-NPT
C	24.7 $^{+0.1}_{-0}$	18.9 $^{+0.1}_{-0}$	N/A



## Connector Technical data 技术参数

Contacts No. Pin位/芯数	3Pin	4Pin	5Pin
Front View 正视图			
Rated current 额定电流	13A, 8A		
Rated voltage 额定电压	300V		
Impulse voltage 脉冲高压	2500V		
Locking system 锁紧方式	7/8" screw / 7/8" 螺丝锁紧		
Tightening Torque 螺丝扭矩	Recommend/ 建议: 2.0Nm, Max/ 最大: 2.5Nm		
Termination 接线方式	Crimping/ 压接型		
Wire gauge 适配线规	0.75~1.25mm <sup>2</sup> (AWG 16~18)		
Rated temperature 温度范围	-25 °C ... +80 °C		
Insulation resistance 绝缘电阻	≥100MΩ		
Contact resistance 接触电阻	≤5mΩ		
Contact carrier 胶芯材料	TPU + GF		
Screw nut 螺丝材料	Brass, CNC, Nickel-plated 黄铜 镀镍 机加工		
Contact Pin针端子	Phosphor bronze 磷青铜		
Contacts plating 端子镀层	Au (Gold) 镀金		
O-ring 密封圈	FKM/ Silicon 氟橡胶/硅胶		
Protection degree 防护等级	IP67, IP68		
Pollution degree 污染等级	3		

## Ordering No. 订购料号

Poles 芯数	Wire length 接线长度	Panel Front Side Fastening 板前锁		
		7/8"-16UN-2A Chassis Side 锁板螺纹	7/8"-16UN-2A Chassis Side 锁板螺纹	PG13.5 Chassis Side 锁板螺纹
3 Pin	0.2 m	MF03P2LCAB16W02	MF03P4LCAB16W02	MF03P4LCABP13-16W02
	0.5 m	MF03P2LCAB16W05	MF03P4LCAB16W05	MF03P4LCABP13-16W05
4 Pin	0.2 m	MF04P2LCAB16W02	MF04P4LCAB16W02	MF04P4LCABP13-16W02
	0.5 m	MF04P2LCAB16W05	MF04P4LCAB16W05	MF04P4LCABP13-16W05
5 Pin	0.2 m	MF05P2LCAB18W02	MF05P4LCAB18W02	MF05P4LCABP13-18W02
	0.5 m	MF05P2LCAB18W05	MF05P4LCAB18W05	MF05P4LCABP13-18W05

## Wires' Color Coding 接线颜色与线序

Poles & Wire Color / Pin位与接线			
Pin 1 第1芯	BN 棕	BN 棕	BN 棕
Pin 2 第2芯	BU 蓝	WH 白	WH 白
Pin 3 第3芯	BK 黑	BU 蓝	BU 蓝
Pin 4 第4芯		BK 黑	BK 黑
Pin 5 第5芯			GY 灰