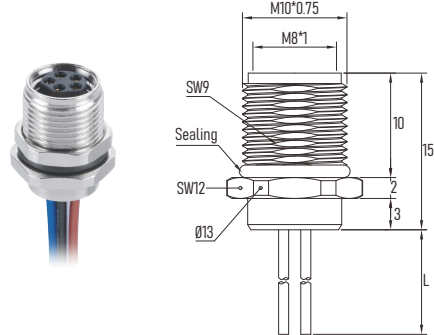



M8 A-Code Female panel connector, front/ rear mount, with single wires
M8 A-型 母头 板端连接器 前锁/ 后锁 预接电子线

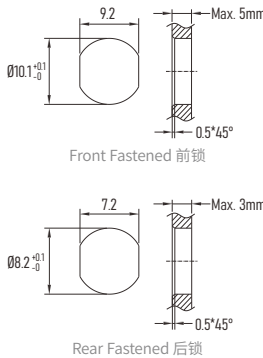
Front Fastened 前锁








Rear Fastened 后锁



Recommended Panel Cut-out 面板开孔建议



Connector Technical data 技术参数						
Contacts No.	Pin位/芯数	3Pin	4Pin	5Pin	6Pin	8Pin
Front View	正视图					
Reference Standard	参照标准	IEC 61076-2-104				
Rated current	额定电流	3A		3A	1.5A	
Rated voltage	额定电压	60V		30V	30V	
Impulse voltage	脉冲高压	1500V		500V		
Locking system	锁紧方式	M8 x 1.0 screw / M8 螺丝锁紧				
Tightening Torque	螺丝扭矩	Recommend/ 建议:0.3Nm, Max/ 最大:0.6Nm				
Termination	接线方式	Soldering / 焊接				
Wire gauge	适配线规	0.25mm² (AWG 24)				0.14mm² (AWG 26)
Rated temperature	温度范围	-25 °C ... +80 °C				
Insulation resistance	绝缘电阻	≥100MΩ				
Contact resistance	接触电阻	≤5mΩ				
Contact carrier	胶芯材料	TPU + GF				
Screw nut	螺丝材料	Brass, CNC, Nickel-plated 黄铜 镀镍 机加工				
Contact	Pin针端子	Phosphor bronze 磷青铜				
Contacts plating	端子镀层	Au (Gold) 镀金				
O-ring	密封圈	FKM/ Silicon 氟橡胶/硅胶				
Protection degree	防护等级	IP67, IP68				
Pollution degree	污染等级	3				

Ordering No. 订购料号		Panel Front Side Fastening 板前锁			Panel Rear Side Fastening 板后锁	
Poles 芯数	Wire length 接线长度	M8x1.0 Chassis Side Thread 锁板螺纹		M8x0.5 Chassis Side Thread 锁板螺纹	M10x0.75 Chassis Side Thread 锁板螺纹	
3 Pin	0.2 m	MB03P2LSAB24W02		MB03P4LSAB24W02	MB03P4LSAB10.7-24W02	
	0.5 m	MB03P2LSAB24W05		MB03P4LSAB24W05	MB03P4LSAB10.7-24W05	
4 Pin	0.2 m	MB04P2LSAB24W02		MB04P4LSAB24W02	MB04P4LSAB10.7-24W02	
	0.5 m	MB04P2LSAB24W05		MB04P4LSAB24W05	MB04P4LSAB10.7-24W05	
5 Pin	0.2 m	MB05P2LSBB24W02		MB05P4LSBB24W02	MB05P4LSBB10.7-24W02	
	0.5 m	MB05P2LSBB24W05		MB05P4LSBB24W05	MB05P4LSBB10.7-24W05	
6 Pin	0.2 m	MB06P2LSAB26W02		MB06P4LSAB26W02	MB06P4LSAB10.7-26W02	
	0.5 m	MB06P2LSAB26W05		MB06P4LSAB26W05	MB06P4LSAB10.7-26W05	
8 Pin	0.2 m	MB08P2LSAB26W02		MB08P4LSAB26W02	MB08P4LSAB10.7-26W02	
	0.5 m	MB08P2LSAB26W05		MB08P4LSAB26W05	MB08P4LSAB10.7-26W05	

Wires' Color Coding 接线颜色与线序						
Poles & Wire Color / Pin位与接线						
Pin 1 第1芯		BN 棕	BN 棕	BN 棕	BN 棕	WH 白
Pin 2 第2芯			WH 白	WH 白	WH 白	BN 棕
Pin 3 第3芯		BU 蓝	BU 蓝	BU 蓝	BU 蓝	GN 绿
Pin 4 第4芯		BK 黑	BK 黑	BK 黑	BK 黑	YE 黄
Pin 5 第5芯				GY 灰	GY 灰	GY 灰
Pin 6 第6芯					PK 粉	PK 粉
Pin 7 第7芯						BU 蓝
Pin 8 第8芯						RD 红