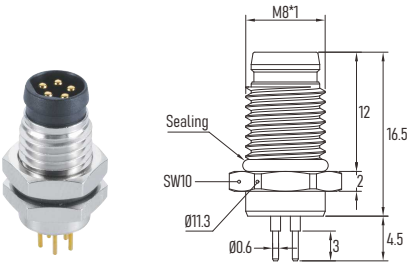
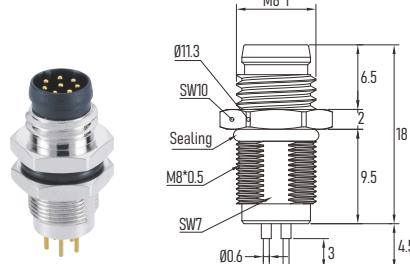


M8 A-Code male panel connector, front/ rear mount, PCB Contacts  
M8 A-型 公头 板端连接器 前锁/ 后锁 PCB焊针型

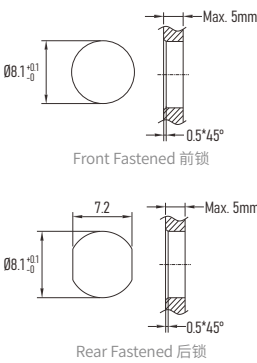
Front Fastened 前锁








Rear Fastened 后锁



Recommended Panel Cut-out 面板开孔建议



Connector Technical data 技术参数

Contacts No.	Pin位/芯数	3Pin	4Pin	5Pin	6Pin	8Pin
Front View	正视图					
Reference Standard	参照标准	IEC 61076-2-104				
Rated current	额定电流	3A		3A	1.5A	
Rated voltage	额定电压	60V		30V	30V	
Impulse voltage	脉冲高压	1500V		500V		
Locking system	锁紧方式	M8 x 1.0 screw / M8 螺丝锁紧				
Tightening Torque	螺丝扭矩	Recommend/ 建议:0.3Nm, Max/ 最大:0.6Nm				
Termination	接线方式	PCB Dip Soldering / PCB浸焊				
Rated temperature	温度范围	-25 °C ... +80 °C				
Insulation resistance	绝缘电阻	≥100MΩ				
Contact resistance	接触电阻	≤5mΩ				
Contact carrier	胶芯材料	TPU + GF				
Screw nut	螺丝材料	Brass, CNC, Nickel-plated 黄铜 镀镍 机加工				
Contact	Pin针端子	Brass 黄铜				
Contacts plating	端子镀层	Au (Gold) 镀金				
O-ring	密封圈	FKM/ Silicon 氟橡胶/硅胶				
Protection degree	防护等级	IP67, IP68				
Pollution degree	污染等级	3				

Ordering No. 订购料号

Poles 芯数	Panel Front Side Fastening 板前锁	Panel Rear Side Fastening 板后锁	
	M8x1.0 Chassis Side Thread 锁板螺纹	M8x0.5 Chassis Side Thread 锁板螺纹	M10x0.75 Chassis Side Thread 锁板螺纹
3 Pin	MB03P1LPAB	MB03P3LPAB	MB03P3LPAB10.7
4 Pin	MB04P1LPAB	MB04P3LPAB	MB04P3LPAB10.7
5 Pin	MB05P1LPBB	MB05P3LPBB	MB05P3LPBB10.7
6 Pin	MB06P1LPAB	MB06P3LPAB	MB06P3LPAB10.7
8 Pin	MB08P1LPAB	MB08P3LPAB	MB08P3LPAB10.7

PCB Layout Reference 孔位分布与钻孔建议

