M12 X-Code female panel connector, EMI/ RFI-Shielded, front side fastening, with PCB contacts

M12 X-型 母头 板端连接器 屏蔽型 前锁 PCB焊针型

Front Fastened 前锁

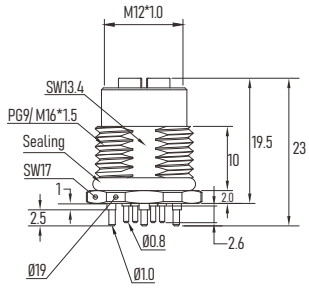

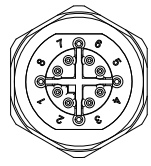

Recommended Panel Cut-out 面板开孔建议

Chassis side	PG9	M16
A	$15.3^{+0.1}_{-0}$	$16.1^{+0.1}_{-0}$
B	PG9	M16x1.5
C	$13.5^{+0.1}_{-0}$	$13.6^{+0.1}_{-0}$

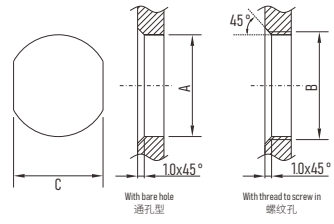

Connector Technical data 技术参数

Contacts No. Pin位/芯数	8Pin
Front View 正视图	
Reference Standard 参照标准	IEC 61076-2-109
Rated current 额定电流	0.5A
Rated voltage 额定电压	50V
Impulse voltage 脉冲高压	1500V
Locking system 锁紧方式	M12 x 1.0 screw / M12 螺丝锁紧
Tightening Torque 螺丝扭矩	Recommend/ 建议:0.6Nm, Max/ 最大:1.0Nm
Termination 接线方式	PCB Dip Soldering / PCB浸焊
Rated temperature 温度范围	–25 °C ... +80 °C; – 40 °C ... +105 °C
Insulation resistance 绝缘电阻	⩾100MΩ
Contact resistance 接触电阻	⩽5mΩ
Contact carrier 胶芯材料	PA66 + GF
Screw nut 螺丝材料	Zinc Die-cast with Nickel Plated 锌合金 镀镍 压铸件
Contact Pin针端子	Phosphor bronze 磷青铜
Contacts plating 端子镀层	Au (Gold) 镀金
O-ring 密封圈	FKM/ Silicon 氟橡胶/硅胶
Protection degree 防护等级	IP67, IP68
Pollution degree 污染等级	3

Ordering No. 订购料号

Poles 芯数	Panel Front Side Fastening 板前锁	
	PG9	M16x1.5
8 Pin	MC08P2LPXSBP9	MC08P2LPXSB16

PCB Layout Reference 孔位分布与钻孔建议

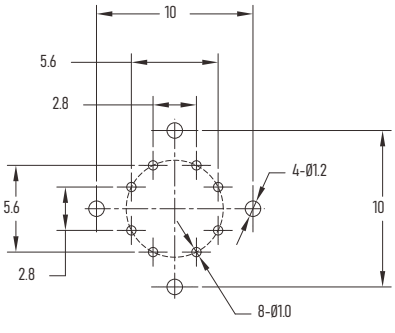

PCB layout
(advice)