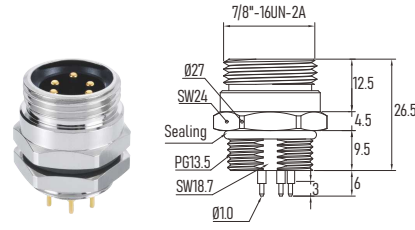
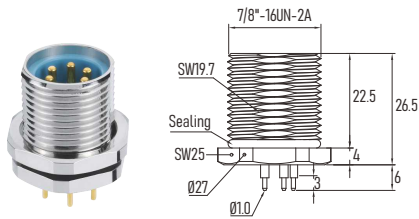


## 7/8" Mini-Change male panel connector, front/ rear mount, with PCB Contacts 7/8" Mini 公头 板端连接器 前锁/ 后锁 PCB焊针型

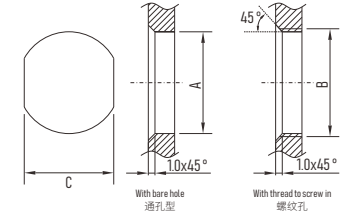
Front Fastened 前锁

Rear Fastened 后锁

Recommended Panel Cut-out 面板开孔建议



Chassis side	7/8"-16UN-2A	PG13.5	1/2" 14-NPT
A	22.4 <sup>+0.1</sup> <sub>-0</sub>	20.6 <sup>+0.1</sup> <sub>-0</sub>	21.4 <sup>+0.1</sup> <sub>-0</sub>
B	7/8"-16UN-2A	PG13.5	1/2" 14-NPT
C	20 <sup>+0.1</sup> <sub>-0</sub>	18.9 <sup>+0.1</sup> <sub>-0</sub>	N/A



### Connector Technical data 技术参数

Contacts No. Pin位/芯数	3Pin	4Pin	5Pin
Front View 正视图			
Rated current 额定电流	13A, 8A		
Rated voltage 额定电压	300V		
Impulse voltage 脉冲高压	2500V		
Locking system 锁紧方式	7/8" screw / 7/8" 螺丝锁紧		
Tightening Torque 螺丝扭矩	Recommend/ 建议: 2.0Nm, Max/ 最大: 2.5Nm		
Termination 接线方式	PCB Dip Soldering / PCB浸焊		
Rated temperature 温度范围	-25 °C ... +80 °C		
Insulation resistance 绝缘电阻	≥ 100MΩ		
Contact resistance 接触电阻	≤ 5mΩ		
Contact carrier 胶芯材料	TPU + GF		
Screw nut 螺丝材料	Brass, CNC, Nickel-plated 黄铜 镀镍 机加工		
Contact Pin针端子	Brass 黄铜		
Contacts plating 端子镀层	Au (Gold) 镀金		
O-ring 密封圈	FKM/ Silicon 氟橡胶/硅胶		
Protection degree 防护等级	IP67, IP68		
Pollution degree 污染等级	3		

### Ordering No. 订购料号

Poles 芯数	Panel Front Side Fastening 板前锁	Panel Rear Side Fastening 板后锁	
	7/8"-16UN-2A Chassis Side 锁板螺纹	7/8"-16UN-2A Chassis Side 锁板螺纹	PG13.5 Chassis Side 锁板螺纹
3 Pin	MF03P1LPAB	MF03P3LPAB	MF03P3LPABP13
4 Pin	MF04P1LPAB	MF04P3LPAB	MF04P3LPABP13
5 Pin	MF05P1LPAB	MF05P3LPAB	MF05P3LPABP13

### PCB Layout Reference 孔位分布与钻孔建议

