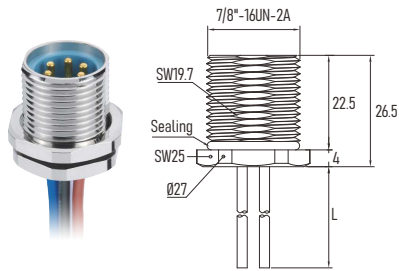
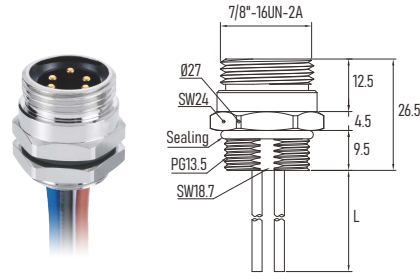


7/8" Mini-Change male panel connector, front/ rear mount, with single wires
7/8" Mini 公头 板端连接器 前锁/ 后锁 预接电子线

Front Fastened 前锁

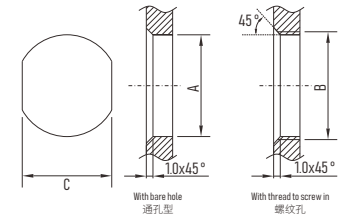


Rear Fastened 后锁



Recommended Panel Cut-out 面板开孔建议

Chassis side	7/8"-16UN-2A	PG13.5	1/2" 14-NPT
A	22.4 ^{+0.1} ₋₀	20.6 ^{+0.1} ₋₀	21.4 ^{+0.1} ₋₀
B	7/8"-16UN-2A	PG13.5	1/2" 14-NPT
C	20 ^{+0.1} ₋₀	18.9 ^{+0.1} ₋₀	N/A



Connector Technical data 技术参数

Contacts No. Pin位/芯数	3Pin	4Pin	5Pin
Front View 正视图			
Rated current 额定电流	13A, 8A		
Rated voltage 额定电压	300V		
Impulse voltage 脉冲高压	2500V		
Locking system 锁紧方式	7/8" screw / 7/8" 螺丝锁紧		
Tightening Torque 螺丝扭矩	Recommend/ 建议: 2.0Nm, Max/ 最大: 2.5Nm		
Termination 接线方式	Crimping/ 压接型		
Wire gauge 适配线规	0.75~ 1.25mm ² (AWG 16~ 18)		
Rated temperature 温度范围	-25 °C ... +80 °C		
Insulation resistance 绝缘电阻	≥100MΩ		
Contact resistance 接触电阻	≤5mΩ		
Contact carrier 胶芯材料	TPU + GF		
Screw nut 螺丝材料	Brass, CNC, Nickel-plated 黄铜 镀镍 机加工		
Contact Pin针端子	Brass 黄铜		
Contacts plating 端子镀层	Au (Gold) 镀金		
O-ring 密封圈	FKM/ Silicon 氟橡胶/硅胶		
Protection degree 防护等级	IP67, IP68		
Pollution degree 污染等级	3		

Ordering No. 订购料号

Poles 芯数	Wire length 接线长度	Panel Front Side Fastening 板前锁		
		Panel Rear Side Fastening 板后锁		
		7/8"-16UN-2A Chassis Side 锁板螺纹	7/8"-16UN-2A Chassis Side 锁板螺纹	PG13.5 Chassis Side 锁板螺纹
3 Pin	0.2 m	MF03P1LCAB16W02	MF03P3LCAB16W02	MF03P3LCABP13-16W02
	0.5 m	MF03P1LCAB16W05	MF03P3LCAB16W05	MF03P3LCABP13-16W05
4 Pin	0.2 m	MF04P1LCAB16W02	MF04P3LCAB16W02	MF04P3LCABP13-16W02
	0.5 m	MF04P1LCAB16W05	MF04P3LCAB16W05	MF04P3LCABP13-16W05
5 Pin	0.2 m	MF05P1LCAB18W02	MF05P3LCAB18W02	MF05P3LCABP13-18W02
	0.5 m	MF05P1LCAB18W05	MF05P3LCAB18W05	MF05P3LCABP13-18W05

Wires' Color Coding 接线颜色与线序

Poles & Wire Color / Pin位与接线			
Pin 1 第1芯	BN 棕	BN 棕	BN 棕
Pin 2 第2芯	BU 蓝	WH 白	WH 白
Pin 3 第3芯	BK 黑	BU 蓝	BU 蓝
Pin 4 第4芯		BK 黑	BK 黑
Pin 5 第5芯			GY 灰